











SO Southern OREGON UNIVERSITY CAMPUS MAP

-  **CAMPUS BOUNDARY**
-  **NON-UNIVERSITY PROPERTY**
-  **RED- STUDENT RESIDENT PARKING LOTS**
-  **GREEN- STUDENT COMMUTER PARKING LOTS**
-  **YELLOW- FACULTY AND STAFF PARKING LOTS**
-  **ORANGE- ANY COLOR SOU PERMIT (RED, GREEN, YELLOW, PURPLE)**
-  **METERED PARKING LOTS: 1, 12, 29, 36 AND 41.**
-  **LOTS WITH TIMED PARKING SPACES THAT DO NOT REQUIRE AN SOU PERMIT:**
 - LOT 11.....45 MINUTE
 - LOT 12.....30 MINUTE
 - LOT 18.....45 MINUTE, 15 MINUTE
 - LOT 21.....30 MINUTE
 - LOT 31.....15 MINUTE
 - LOT 32.....15 MINUTE
 - LOT 35.....1 HOUR, 30 MINUTE, 15 MINUTE
 - LOT 41.....1 HOUR
-  **ELECTRICAL VEHICLES TO PARK AND PLUG IN THEIR CARS**
-  **BLUE - VISTIOR PARKING**

NORTH

SCALE:
 1"=150'